

GRETA GERWIG'S
LITTLE WOMEN

Now on Blu-ray™, DVD, and Digital














GRETA GERWIG'S
LITTLE WOMEN

Now on Blu-ray™, DVD, and Digital

Pattern Color Guide



	DMC 554		DMC 726		DMC 839
	DMC 3607		DMC 676		DMC 704
	DMC 814		DMC 3853		DMC 906
	DMC 905		DMC 895		

Stitching Guide + Tips

- * **Printing this pattern:** print the black and white (outline) version of the pattern on your printer using the “actual size” print settings.
- * The size of the pattern will fit in an eight-inch hoop. If you’d like a larger or smaller print, adjust the “scale” setting in your printer settings.
- * For easier stitching, use a natural fabric like cotton or linen (or a blend) and a size 5 or 6 needle.
- * To make the color guide legible, elements that are repeated (such as the yellow and orange flowers) are only labeled with their DMC thread colors once. You can use the same colors for elements that are the same.
- * **Stitching this pattern:** all “fill” stitches (not outlines) will be done using the satin stitch. All of the outlines will be done using the backstitch.
- * Each DMC thread comprises six separate strands. Use no more than two strands in your needle when stitching this pattern. For fine outline, use one strand of thread.

GRETA GERWIG'S
LITTLE WOMEN